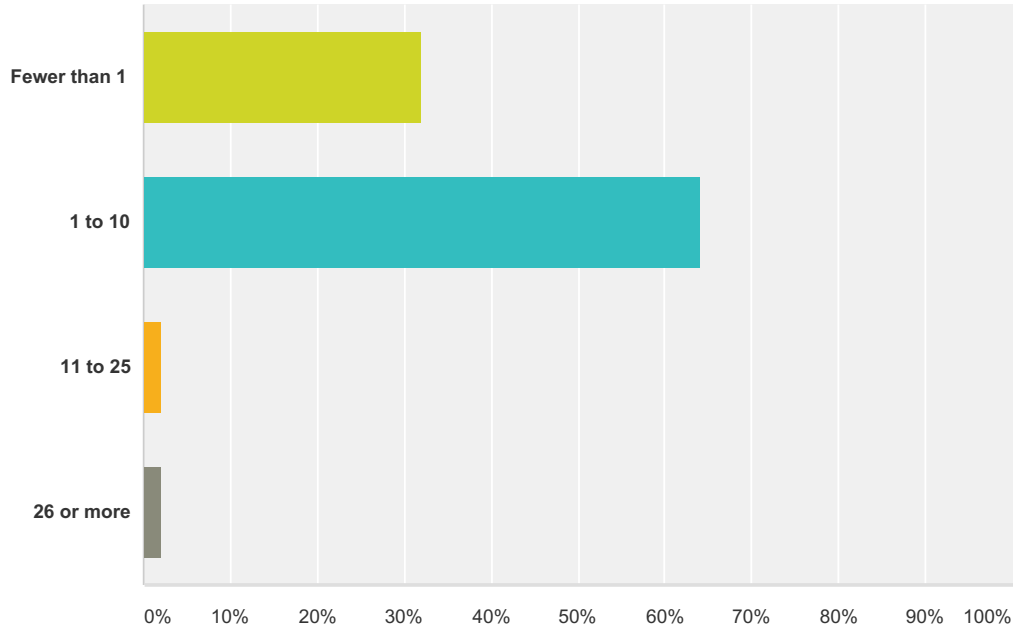


### Q1 How many distinct Wikipedia pages do you read (at least one sentence of) per week on average?

Answered: 50 Skipped: 0

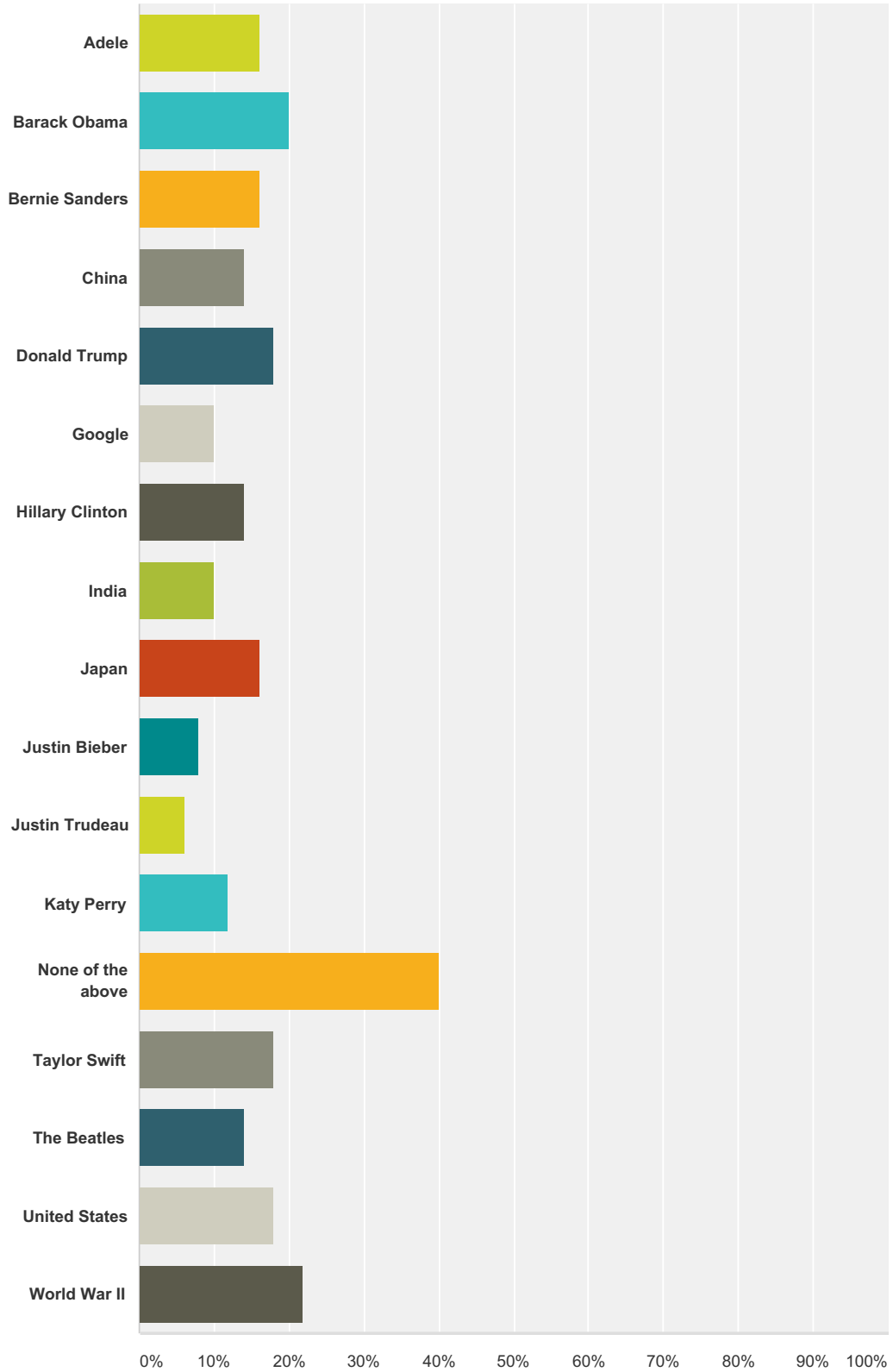


Answer Choices	Responses	
Fewer than 1	32.00%	16
1 to 10	64.00%	32
11 to 25	2.00%	1
26 or more	2.00%	1
<b>Total</b>		<b>50</b>

**Q2 Which of these articles have you read (at least one sentence of) on Wikipedia (select all that apply)?**

Answered: 50 Skipped: 0

## Wikipedia usage survey 2



Answer Choices	Responses
Adele	16.00% 8
Barack Obama	20.00% 10

## Wikipedia usage survey 2

Bernie Sanders	16.00%	8
China	14.00%	7
Donald Trump	18.00%	9
Google	10.00%	5
Hillary Clinton	14.00%	7
India	10.00%	5
Japan	16.00%	8
Justin Bieber	8.00%	4
Justin Trudeau	6.00%	3
Katy Perry	12.00%	6
None of the above	40.00%	20
Taylor Swift	18.00%	9
The Beatles	14.00%	7
United States	18.00%	9
World War II	22.00%	11
<b>Total Respondents: 50</b>		

**Q3 What are some of the Wikipedia articles you have most recently read (at least one sentence of)? Feel free to consult your browser's history.**

Answered: 50 Skipped: 0

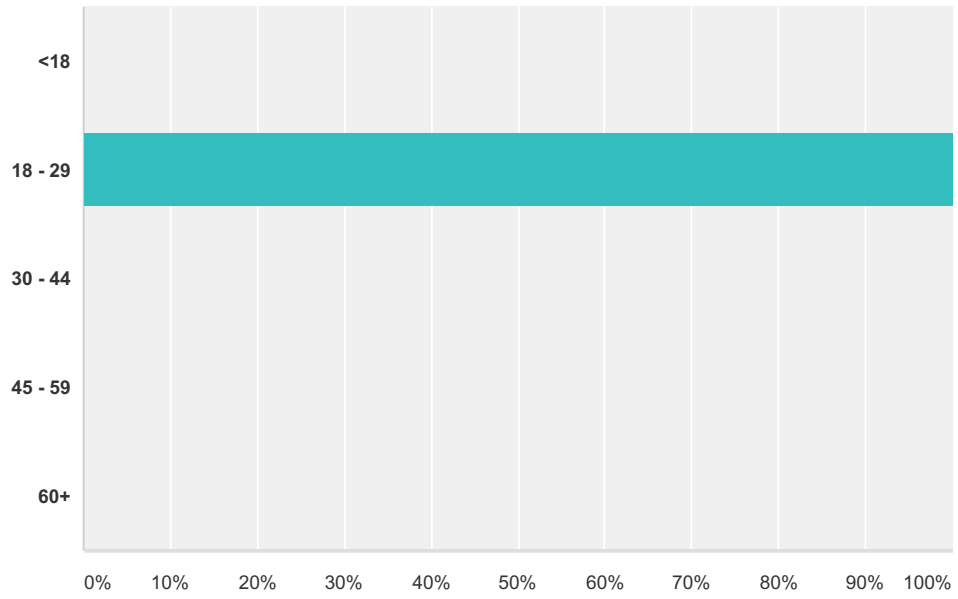
**Q4 Recall a time when you were surprised that a topic did not have a Wikipedia page. What were some of these topics?**

Answered: 50 Skipped: 0

# Wikipedia usage survey 2

## Q5 Age

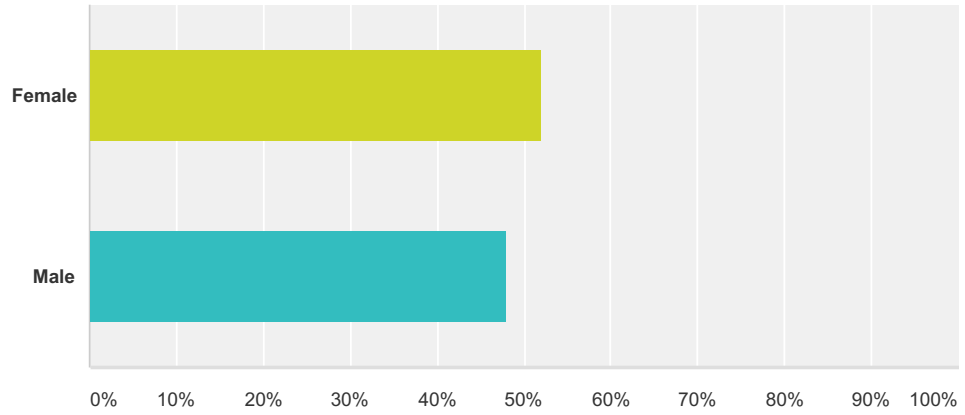
Answered: 50 Skipped: 0



Answer Choices	Responses
<18	0.00% 0
18 - 29	100.00% 50
30 - 44	0.00% 0
45 - 59	0.00% 0
60+	0.00% 0
<b>Total</b>	<b>50</b>

### Q6 What is your gender?

Answered: 50 Skipped: 0

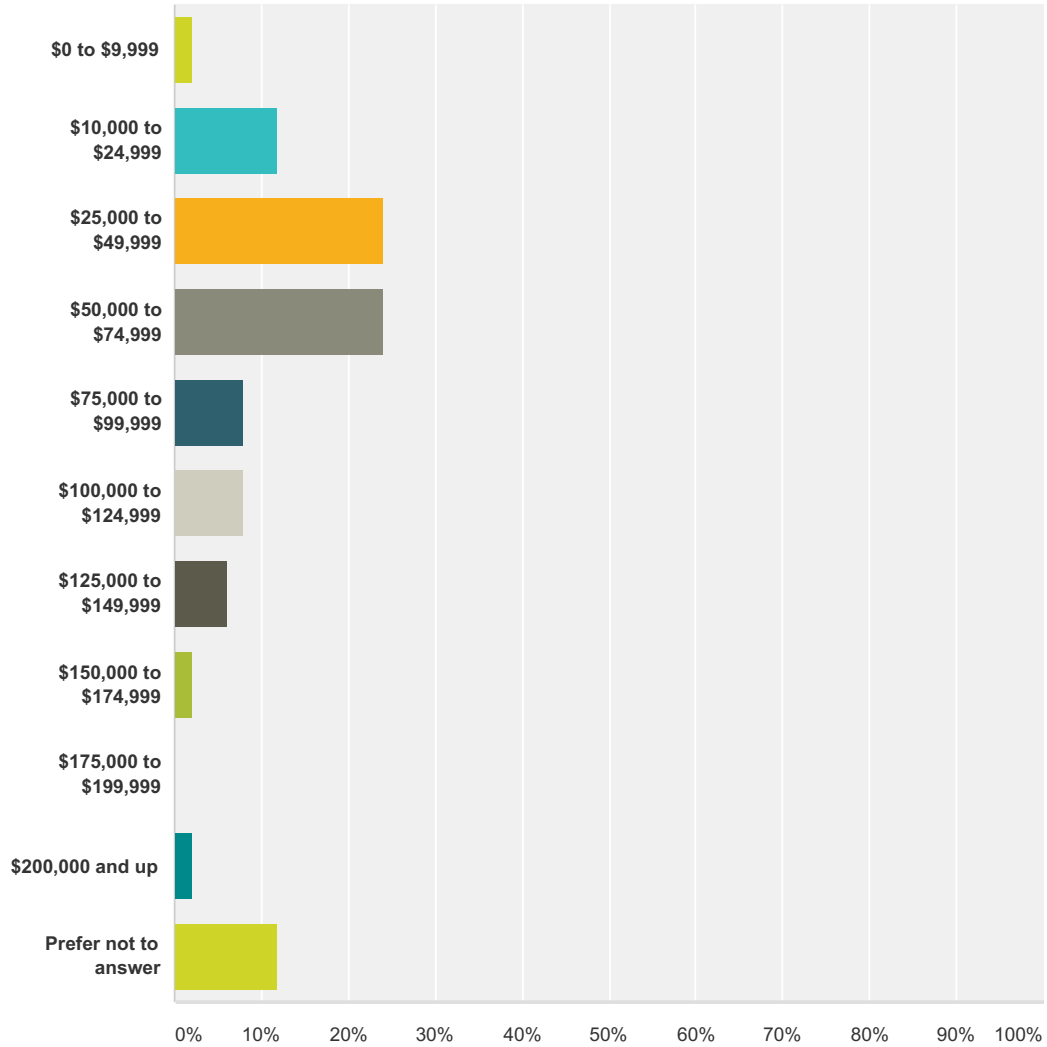


Answer Choices	Responses
Female	52.00% 26
Male	48.00% 24
<b>Total</b>	<b>50</b>



### Q7 How much total combined money did all members of your HOUSEHOLD earn last year?

Answered: 50 Skipped: 0



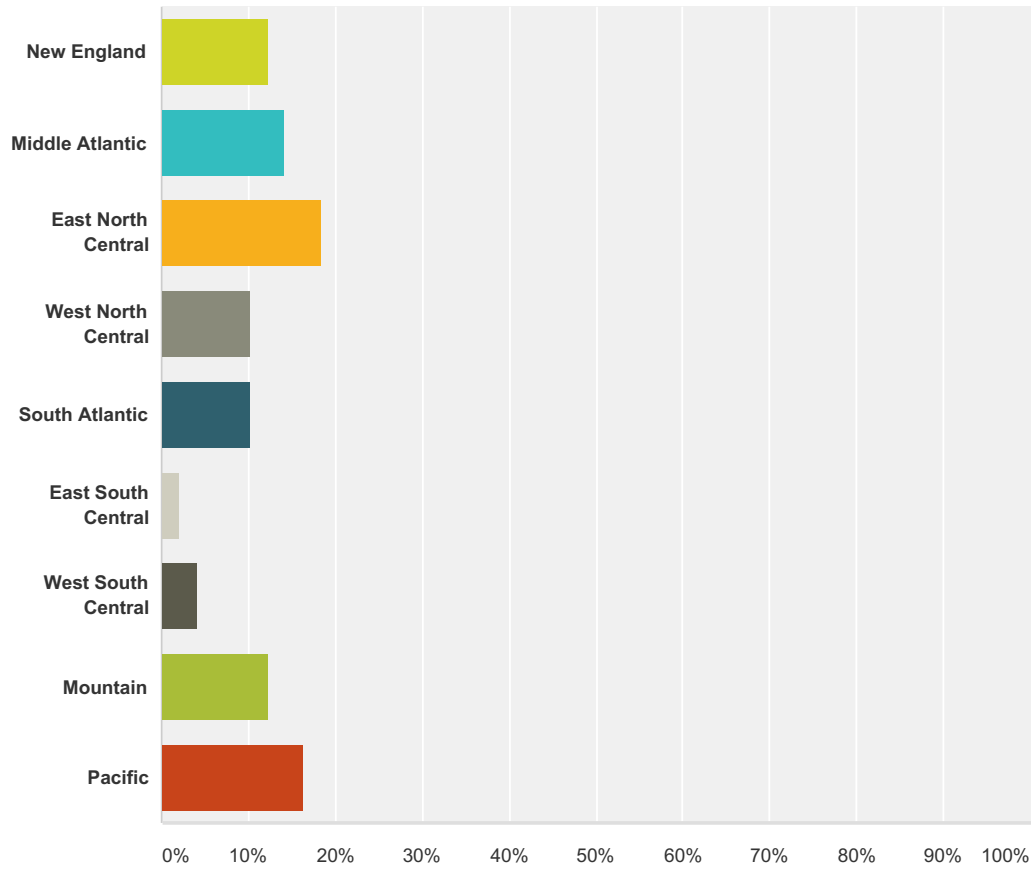
Answer Choices	Responses
\$0 to \$9,999	2.00% 1
\$10,000 to \$24,999	12.00% 6
\$25,000 to \$49,999	24.00% 12
\$50,000 to \$74,999	24.00% 12
\$75,000 to \$99,999	8.00% 4
\$100,000 to \$124,999	8.00% 4
\$125,000 to \$149,999	6.00% 3
\$150,000 to \$174,999	2.00% 1

## Wikipedia usage survey 2

\$175,000 to \$199,999	0.00%	0
\$200,000 and up	2.00%	1
Prefer not to answer	12.00%	6
<b>Total</b>		<b>50</b>

### Q8 US Region

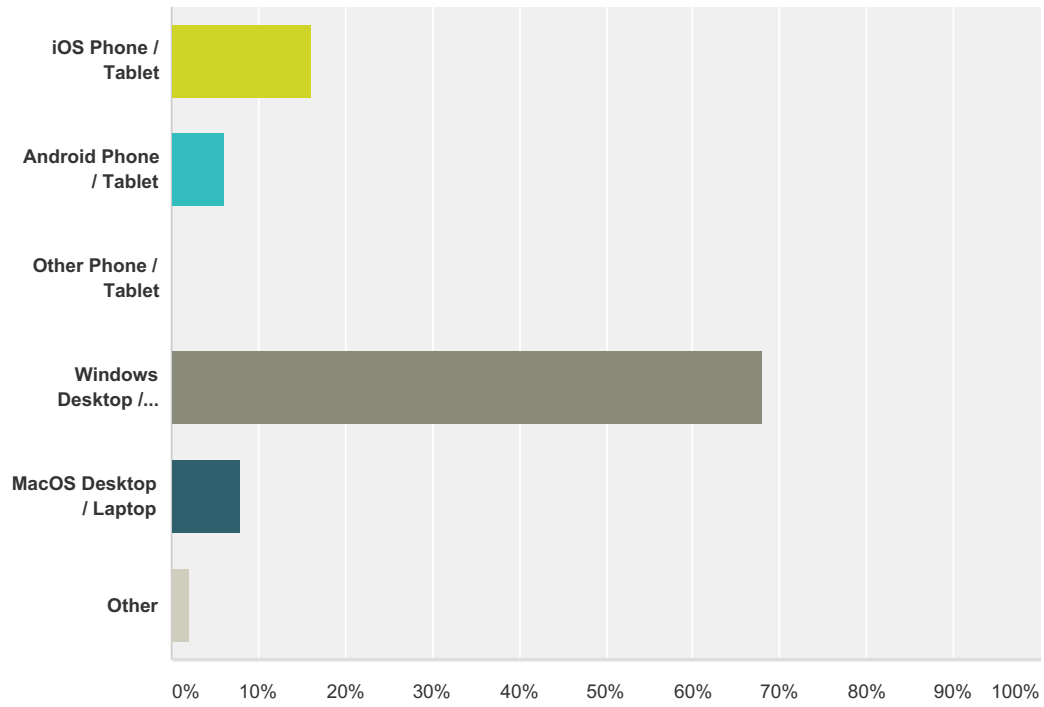
Answered: 49 Skipped: 1



Answer Choices	Responses	Count
New England	12.24%	6
Middle Atlantic	14.29%	7
East North Central	18.37%	9
West North Central	10.20%	5
South Atlantic	10.20%	5
East South Central	2.04%	1
West South Central	4.08%	2
Mountain	12.24%	6
Pacific	16.33%	8
<b>Total</b>		<b>49</b>

### Q9 Device Types

Answered: 50 Skipped: 0



Answer Choices	Responses
iOS Phone / Tablet	16.00% 8
Android Phone / Tablet	6.00% 3
Other Phone / Tablet	0.00% 0
Windows Desktop / Laptop	68.00% 34
MacOS Desktop / Laptop	8.00% 4
Other	2.00% 1
<b>Total</b>	<b>50</b>